

September 2025

OFFICIAL PUBLICATION OF PORT ELIZABETH
CAMERA CLUB

LUMEN

INSIDE THIS ISSUE:

- CONGRESS HIGHLIGHTS
- MEMBER SPOTLIGHT
- MONTHLY COMPETITION RESULTS
- WINNING IMAGES



Port Elizabeth Camera Club

Committee & Editorial Team 2025

PECC Committee

Name	Role
Sydney Truter	President • 083 656 0330 Salon Administrator – pecc.salons@gmail.com Membership Secretary – pecc.members@gmail.com Events/Outings
Mayra Dold	Treasurer
Francois van Straten	Projectionist
Nyasha Godoka	Committee Member
Jinty Cuming	Refreshments
Rob Heffer	Auditor & Regional Director Eastern Cape
Charmaine Joubert	Club Log Administrator & Social Media
Julia Mukheiber	Secretary (pecameraclub@gmail.com)
Marise Ferreira	Committee Member
Jill Sneesby	Committee Member
Antionette Morkel	Committee Member

LUMEN Editorial Team

Name	Role
Publisher	Port Elizabeth Camera Club
Editor	Renée Santiago
Contributors	Charmaine Joubert Sydney Truter Marise Ferreira

Proudly Affiliated to the
Photographic Society of
South Africa



CONTENTS

📌 In This Issue: Inspiring Wildlife with Matthijs Ravensberg + Highlights from the Struisbaai 2025 Congress



Life is like a Camera..

Focus on what's important,
Capture good times,
Develop from negatives, and
if things don't work out..
Take another shot!



@snoopy_lovely_ever



15
Photos From Congress
2025

From the Club

- 4-From the President's Desk
- 5-From the Editor
- 6-Member Spotlight

Images of the Month

- 7-Junior Winner
- 8-Image of the Month
- 9-Set Subject Winner
- 10-Runner Up

Programme & Events

- 11-Programme & Judges
- 12-13-Featured Speaker: Matthijs Ravensberg (Sept 17th)
- 14-Congress Report: Struisbaai 2025
- 15-16-Congress Highlights & Activities
- 17-Club Outings

Membership

- 18-Membership Subscriptions 2025
- 19-Banking Details

Competitions & Learning

- 20-Monthly Club Competitions
- 21-Set Subjects for 2025
- 22-Entering Competitions: More than Just a Score
- 23-Through the Lens: Architecture

Celebrating Achievements

- 24-Set Subject Results
- 25-Club Competition Results

Birthday Stars

- 26-September Birthdays

Closing

- 27 Back Cover Inspiration

From the President's Pen

Dear members,

I recently had the privilege to attend the PSSA Congress in Struisbaai, Western Cape.

There were about 250 photographers attending the Congress from Monday to Friday and you wonder why people come from all over the country to attend these congresses.

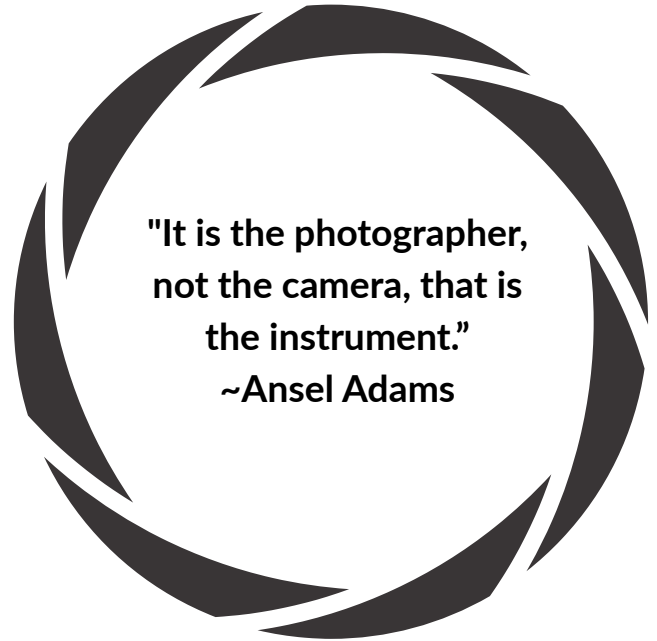
For me, it was the opportunity to meet up with fellow photographers, listen to interesting and inspiring talks from various presenters, attend workshops, go on outings to interesting venues that you have perhaps never been before, take great photos and just enjoy yourself. When you go home again, you are motivated and inspired to perhaps try new ways of doing your photography.


If you have missed the congress in Struisbaai, do not fear, you will have an opportunity to attend the PSSA congress next year right here in Port Elizabeth. It will be our club's 135th year celebrations and we have already started organizing the congress, so be sure not to miss out, you will enjoy it for sure. The dates for the congress will be from 28 September to 01 October 2026.

Warmest Regards,



Sydney Truter (President)





Editor's Musings



When I first began as a photographic artist, my tools were not Photoshop brushes and sliders but a one-hair brush, bottles of dye, and a steady hand. My days were spent coaxing old photographs back to life — retouching negatives, coloring sepia prints, and banishing stubborn glares from bald heads and spectacles. (Trust me, Ctrl+Z feels like pure magic after that!)



Those early days taught me something important: photography is more than an image. It is memory, story, emotion, and sometimes even rescue. Every photograph, whether old or new, holds a thread of human experience.

Today, my work looks a little different. I am building a portfolio of tulips — at least fifteen images exploring the endless ways one flower can hold light, color, and mystery. Since 2018, I have also been writing a blog where words and images intertwine, capturing beauty not only in the extraordinary but also in the ordinary moments that too easily slip away.

As I take up the role of Editor, my hope is that Lumen will be more than a record of our club's achievements. May these pages remind us why we fell in love with photography in the first place: the joy of seeing, the thrill of creating, and the gift of sharing beauty with others.

With gratitude, wonder, and a smile,

Renée Santiago

With gratitude to all who shared their work and spirit for this issue — you make Lumen shine. ✨

Member Spotlight

Meet Nyasha Godoka-New Committee Member



I first discovered photography while living in Port Alfred, where a simple walk on the beach with my tablet turned into an unexpected passion. I posted one of those early photos on Instagram—heavily filtered, of course—and felt proud of it until someone asked what filter I'd used. From that moment, I set myself the challenge of taking photos that didn't need filters or any photo editing (a little naïve at the time, but it sparked my journey).

As my interest in hiking grew, so did my desire to capture and “bottle” the moments I experienced on the trails. At first, it was about reliving how I felt in those places, and later it became about sharing that feeling with others.

Growing up in the city meant I had never seen the Milky Way until August 2020. That first sighting was life-changing, and since then I've been hooked. Between 2020 and 2024, I even planned trips around Milky Way photography, and I'm still chasing those stars every season.

“That first sighting of the Milky Way was life-changing, and I've been chasing stars ever since.”

Last year, I joined a camera club in Pietermaritzburg, which had a huge impact on my growth as a photographer. When I moved to PE, I knew I wanted to join a local club, but it was surprisingly difficult to find information. The website I came across hadn't been updated in years, and I almost gave up. I'm so glad I didn't, because this club has become a place I truly value, where I've learned so much and met inspiring photographers. My goal now is to help make our club easier to find and more visible to anyone who might be searching, just like I was. I'd love to help create an online space that inspires people to pick up a camera and explore, while also showcasing the incredible talent we have in our club. Let's get more eyes on the amazing work we're producing together.

We're thrilled to welcome Nyasha to the PECC committee and look forward to his passion and vision for growing the club.



Junior Winner – Image of the Month

“Catching Up” by Jay Nabbe

This is a non-staged street shot in Valletta Malta. The ladies were walking ahead of me chatting together. I did not want to risk them noticing me and disrupting their natural interaction. I set my camera so that I could walk past them without stopping and shoot backwards from my hip tilted slightly up so I catch the surrounding street as well. They happened to stop at the moment I walked past and I was lucky to capture this lovely moment of their conversation.

SETTINGS

Camera: Canon
R6MKII

Lens: RF 24-105mm

Aperture: f/4

Shutterspeed: 1/1000

ISO: 1000

Image of the Month



"Four Horses Running" by Johan Jordaan



SETTINGS

Camera: Nikon D4s

Lens: 300mm F2.8

Aperture: f/5

Shutterspeed:
1/4000

ISO: 800

This Image was shot on the farm "Moolmanshoek" in the Freestate. It was a cold morning with the sun still hiding between the clouds. The horses were exercising and I had to take my chance whenever the sun shows up a bit.



Set Subject Winner

"Arum Lily" by Anette Reimers



Runner-Up Set Subject Image



"Arum Lily" by Alan Millard

"I picked up the lily a small vlei at the bottom of our road and set up a small studio on the kitchen table by draping a black cloth over the back of a chair and then shone a torch to create the shadows. It was really a load of fun"



Programme

September 2025

Day	Date	Time	Type	Description	Where
Wed.	17th	19:00	Hybrid	Lecture by Matthijis Ravensberg	1 Dormy Place
Wed	24th	19:00	Hybrid	Judging Open & Set Subject	1 Dormy Place
Wed	24th	23:50		Last chance for entering images for club judging for Open & Set subject: "Architecture"	PhotoVault

Judges this month were:

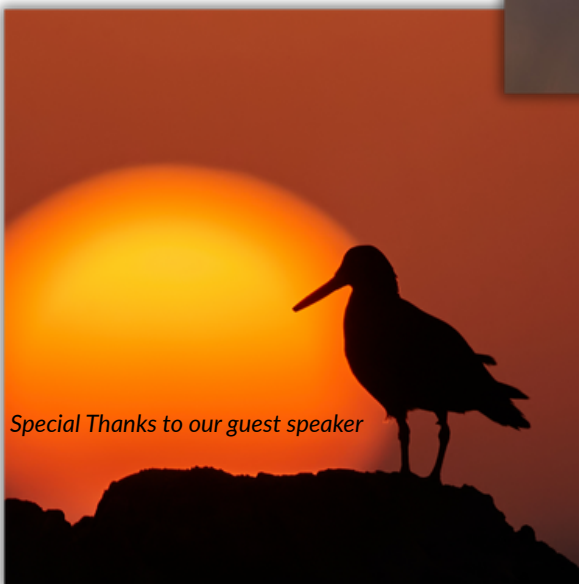

Jill Sneesby

Charmaine Joubert

Francois van Straten

Your time, expertise, and dedication are deeply valued. Thank you for generously sharing your insight and for the care you bring to each image. Your contribution helps shape our creative growth as a club.

Featured Speaker: Matthijs Ravensberg – Bird Photography



Special Thanks to our guest speaker

Join us for an inspiring evening with Matthijs as he shares his journey and insights in bird photography. Don't miss it!

Photography: Matthijs Ravensberg

Behind the Lens: Matthijs Ravensberg

“In 2009 we moved to Port Elizabeth permanently, where I enjoy life in the bay with my wife and two sons.”

I was born in the Netherlands, where I started birding at a young age. I studied veterinary science in Utrecht and an exchange program brought me to Ondersepoort in Pretoria, where I met my wife. After qualifying, we spend some years in England where my love for bird photography really took off. In 2009 we moved to Port ELizabeth permanantly. We enjoy life in the bay with our 2 sons and take every opportunity to get out and explore our beautiful land. In between I work at the Mount Croix Animal Clinic a small animal vet and do work for SANCCOB.

In this presentation on bird photography I will briefly touch on some of the technical aspects of bird photography regarding equipment and settings, discuss what (in my mind) makes a good bird photo and disclose some of my favourite locations, while also showing plenty of pictures of course.

📷 Instagram: @matts_bird_photos

Struisbaai 2025 National Congress

A Celebration of Photography

Hosted by the Cape Town Photography Society

Celebrating 135 years

“The vibe is awesome and unique—once you go to one, you’ll want to go again.”

–Mayra Dold, PECC Member



“It was wonderful, inspiring, fun filled and well run, and I just loved being there. The daily programme was amazing, the variety of lectures was incredible and the presenters were very knowledgeable and inspiring. Although I do not do food, architecture, landscape nor, studio photography, I found listening to the speakers talk about these subjects fascinating. Other topics included wild life, travel, portraiture, seascape, the flora and ecology of Namaqualand and the difference between art and craft.”

Congress Highlights & Activities

Congress Highlights at a Glance

- Freeman Patterson - Vital distinction between Art and Craft/Namaquakand Flora
- Kim Stevens - Architecture
- Koot Marais - Wildlife Photography
- Yvette Jordaan - Food Photography
- Phil Sturgess - Sand, Sea and Surf
- Francois Roux - Fallacies of Judging
- Martin Barber - Travel Photography w a Purpose
- Martin Osner - Fine Art Landscapes
- Laetitia Kenny - Taking Portraiture to the Next Level
- Honours Banquet & Awards



Photography: Sydney Truter

Thank you to the Cape Town Photographic Society for hosting such an inspiring congress.
PECC looks forward to welcoming everyone to the next national congress in 2026.

Reflections on the recent PSSA Struisbaai Congress



Francois van Straten


“What a week of sharing, learning, eating and photographic sensory overload!

This was my first congress attended as a participant and all my expectations were met and exceeded. The speakers were inspiring, the amount of hard work and passion put into the presentations made one want to grab your gear, get out and try out new genres.

Photo opportunities abounded and covered many subjects from cauldrons in the sea to beautiful canola fields dancing in dappled sunlight. The organized outings to Elim and Kassiesbaai, both settlements being quaint and of historical importance, were guided by knowledgeable residents who shared the history and pointed out many places of interest and even involved some of the inhabitants in creating unique photo opportunities.

The meals that were provided by the team from the church were delicious and all their hard work, friendly service and enthusiasm made culinary memories. A favourite was a table creaking under the weight of rusks in the foyer before morning coffee. “

Capturing Moments Together: Club Outings at PE Camera Club



Maitland Sunset Shoot


Photography: Sydney Truter

One of the most cherished parts of being a member of the Port Elizabeth Camera Club is the chance to join photographic outings with fellow enthusiasts. These casual yet enriching get-togethers usually happen on a Saturday between our monthly meetings and offer more than just an opportunity to take photos.

Our outings are designed to:

- Encourage hands-on practice of photographic techniques in both indoor and outdoor environments.
- Foster connection and camaraderie among members, with time to relax and socialize after each shoot—often over a cup of coffee or a shared meal.
- Explore unique locations that members may not venture to on their own, from tranquil gardens to bustling markets or rugged coastal scenes.

Each outing is a blend of learning, laughter, and lenswork—a safe space to share knowledge, ask questions, and grow your creative eye in the company of kindred spirits.






Join Our Creative Circle

PECC Membership Subscriptions 2025

**Ready to grow your photography,
creativity, and community?**

Becoming a member of PECC opens the door to a vibrant photographic journey filled with workshops, inspiring outings, creative challenges, and lasting friendships.



Annual Membership Options

(R50 Joining Fee per person)

Individual Membership	R510
Family Membership	R560
Student/Retired Membership	R430
Retired Family Membership	R480



We'd love to welcome you!

For questions or to sign up, reach out to
pecameraclub@gmail.com



PECC Membership Banking Details

Standard Bank

Branch Number: 05100100

Account Type: Savings Account

Account Holder: Port Elizabeth Camera Club

Account Number: 1011 928 1706

Email proof of payment (POP) to:

pecameraclub@gmail.com

USE YOUR NAME and “Subs” as the BENEFICIARY REFERENCE

Domicilium Citandi et Executandi (registered club address) of
Port Elizabeth Camera Club

1 Dormy Place, Walmer 6070

General & Membership Enquires: pecameraclub@gmail.com

Salon Results: pecc.salons@gmail.com

*“Images can help us understand the urgency many photographers feel
to protect wild places” – Cristina Mittermeier*



Monthly Club Competitions



As a member, you'll also have the opportunity to participate in our monthly club competitions—an engaging way to sharpen your skills and gain recognition.

What's Included Each Month:

- **Set Subject**—a themed challenge designed to stretch your creativity.
- **Open Category**—showcase your best work in any style or genre.

Why it Matters:

- Your entries contribute to your **Star Rating Advancement**, following the standardised guidelines of the **Photographic Society of South Africa (PSSA)**. This ensures consistency across all affiliated clubs—so a 5-star rating at PECC holds equal value anywhere in the country.
- All images and results are recorded through **Photo Vault Online (PVO)**, making it easy to track your progress and carry your achievements if you move between clubs.
- ✨ Whether you're just beginning or aiming for higher honours, these competitions provide:
 - Constructive feedback from judges
 - Motivation to keep creating
 - A supportive community to grow alongside



"Creativity takes courage." - Henri Matisse

Set Subjects for 2025

Month	Subject	Definition	Manipulation Allowed ?
September 2025	Mood and/or Emotion	Capture an image where mood and/or emotion comes through strongly. Colour or monochrome.	Yes
October 2025	Architecture	Capture photographs of buildings and similar architectural structures that are aesthetically pleasing. Colour or Monochrome	Yes
November 2025	Scapes	Scapes photography depicts natural or man-made environments, whether wide and expansive or more contained. Subjects may include landscapes, seascapes, cityscapes, and even underwater scenes. Images should capture the essence of the space and may include or exclude people. Colour or monochrome	Yes
December 2025	Silhouettes	Placing your primary subject into silhouette can produce a dramatic and highly evocative image. The light source is generally behind the subject, which then goes black. Colour or monochrome.	Yes



Entering Competitions

More Than Just a Score

Manipulation
Allowed?

Submitting an image for judging can feel intimidating. We've all been there — putting hours of thought, heart, and effort into a photograph, only to find that the judges see it differently than we hoped.

Sometimes it stings.

But competitions are not only about scores. They are opportunities to sharpen our technical skills and grow our artistic vision. The judging criteria — from focus and lighting to storytelling and presentation — are not just boxes to tick, but ways of looking at our own work more closely.

Before you enter, take a moment to step back and critique your own image:

Is the subject clear and well composed? Does the lighting help or hinder the story? Is the editing enhancing the image or distracting from it?

Does the photograph communicate what you wanted it to say?

When we begin to use these same questions for ourselves, competitions become less about pleasing a panel and more about improving our craft. Each critique is a stepping stone, not a verdict. So yes, it takes courage to put your work forward — but remember, every entry, judged or not, is part of the journey toward becoming the photographer you want to be.

Month of Judging	Photo Vault Closing Date
October 2025	01 October 2025
November 2025	29 October 2025
December 2025	26 November 2025


Add these dates to your calendar and commit to entering at least one image — even if it's simply your personal favorite.


THROUGH THE LENS: ARCHITECTURE


TIPS & INSPIRATION FOR CAPTURING
BUILDINGS WITH CHARACTER

Quick Camera Settings for Architecture

Lens Choice

 Wide-angle
(16–35mm) –
whole structure

 Telephoto (70–
200mm) – isolate
details

 Tilt-shift –
correct distortion

Aperture


f/8–f/16 for
sharpness front-to-
back


Shutter Speed


Use a tripod for
stability in low light
ISO


Keep low (100–
400) for crisp detail

Composition

 Keep verticals
straight

 Use leading
lines

 Play with
symmetry/asymme-
try

 Pro Tip: The
same wall at
sunrise and dusk
tells two different
stories.

Architecture is more than bricks and mortar – it's the art of structure, light, and space. When we photograph buildings, we're not only recording shapes, but also telling stories about culture, history, and human imagination.

Tips for Capturing Striking Architecture Images

1. Find the Right Angle

Step back, look up, crouch low. Changing perspective can turn an ordinary building into a striking composition.

2. Pay Attention to Light & Shadows

Morning and late afternoon light can add drama and texture to surfaces. At night, artificial lighting brings out different moods.

3. Look for Lines & Patterns

Architecture is full of symmetry, repetition, and geometry. Use leading lines to guide the viewer's eye.

4. Capture the Context

Sometimes the surrounding environment tells as much of the story as the building itself – people, nature, or contrasting structures.

5. Experiment with Detail Shots

Zoom in on windows, doors, or decorative elements. Small details often reveal the soul of a building.


6. Watch Your Vertical Lines

Buildings should stand tall – avoid distortion where walls look like they're falling backward. Use a tripod, wide-angle lens, or correct in post-processing.


★ Things to Think About Before You Shoot

What story does this building tell?

- How does the light change its character through the day?
- Which perspective brings out its personality best?
- What emotion do you want your viewer to feel?

 Want to Learn More?

For an excellent step-by-step guide on improving your architectural photography, visit²³

 [Architectural Photography Tutorial – The School of Photography](#)

Celebrating Our Members' Growth & Achievements



Every month, we celebrate the creativity and dedication of our members through awards that showcase growth and artistry.

Best Image of the Month




Author	Star	Title
Johan Jordaan	5	<i>Four Horses Running</i> 

Best 4,5 & H Star


Author	Star	Title
Johan Jordaan	5	 <i>Four Horses Running</i>

Best Junior Picture

Author	Star	Title
Jay Nabbe	1	<i>Catching Up</i> 

Set Subject: White on White

Author-Best Image	Star	Title
Anette Reimers	H	 <i>Arum Lily</i>

Author-Runner Up	Star	Title
Alan Millard	2	<i>Arum Lily</i> 



Competition Results

Celebrating Your Work–Soon!

We haven't forgotten! Results are pending verification and will be shared soon. Thank you for your patience.



"Great photography is about depth of feeling, not depth of field." - Ansel Adams

”



This Month's Birthday Stars

Wishing our members a picture-perfect year ahead!

Renske Jordaan

September 13th

Cecile Nowers

September 17th

May your year be filled
with light, laughter,
and beautiful captures

Etienne Stassen

September 17th

Jay Nabb e

September 17th



Port Elizabeth Camera Club

"Which of my photographs is my favorite? The one I'm going to take tomorrow."

- Imogen Cunningham

Keep Shooting!!!

