

October 2025

OFFICIAL PUBLICATION OF PORT ELIZABETH
CAMERA CLUB

LUMEN



INSIDE THIS ISSUE:

- END OF YEAR AWARDS & CHRISTMAS LUNCH
- MEMBER SPOTLIGHT
- MONTHLY COMPETITION RESULTS
- UPDATED REQUIREMENTS FOR SALON ACCEPTANCE & REPORTING



Port Elizabeth Camera Club

Committee & Editorial Team 2025

PECC Committee

Name	Role
Sydney Truter	President • 083 656 0330 Salon Administrator – pecc.salons@gmail.com Membership Secretary – pecc.members@gmail.com Events/Outings
Mayra Dold	Treasurer
Francois van Straten	Projectionist
Nyasha Godoka	Committee Member
Jinty Cuming	Refreshments
Rob Heffer	Auditor & Regional Director Eastern Cape
Charmaine Joubert	Club Log Administrator & Social Media
Julia Mukheibir	Secretary (pecameraclub@gmail.com)
Marise Ferreira	Committee Member
Jill Sneesby	Committee Member
Antionette Morkel	Committee Member

LUMEN Editorial Team

Name	Role
Publisher	Port Elizabeth Camera Club
Editor	Renée Santiago
Contributors	Charmaine Joubert Sydney Truter Marise Ferreira Antionette Morkel Melanie Coetzee Jay Nabbe Matthijs Ravensberg

Proudly Affiliated to the
Photographic Society of
South Africa



CONTENTS

☀ In This Issue: Inspiration from Matthijs Ravensberg • Mastering Light Through the Exposure Triangle • Highlights from Our Club Outings



15

Understanding Our Competition Categories

From the Club

- 4 - From the President's Desk
- 5 - Editor's Musings
- 6-7 - Member Spotlight

Learning & Inspiration

- 8 - Training Corner; Mastering Light Through the Exposure Triangle
- 9 - Programme: October & November
- 10 - End of Year Awards & Christmas Lunch
- 11 - Inspiration from Matthijs Ravensberg
- 12 - Capturing Moments Together: Club Outing
- 13 - Maitland River Sunset Outing

Competitions & Development

- 14 - Monthly Club Competitions
- 15 - Understanding Our Competition Categories
- 16 - Updated Requirements for Salon Acceptance Reporting & Club Records
- 17 - Discover the Latest Edition of the PSSA e-image Magazine
- 18 - Set Subjects for 2025

Celebrating Our Members

- 19 - Senior Winner
- 19 - Junior Winner
- 20 - Set Subject Winner
- 21 - Runner-Up Set Subject Winner
- 22-23 - Celebrating Our Members' Growth & Achievements
- 24 - Set Subject Logs
- 25 - Total Club Points
- 26 - Golds

Membership & Community

- 27 - PECC Membership Subscriptions
- 28 - PECC Banking Details
- 29 This Month's Birthday Stars

Closing

- Back Cover Inspiration



From the President's Pen

"Shoot what makes you happy. Shoot what moves you. Shoot what you love. The rest will follow" -David duChemin

Dear Members,

During the recent PSSA Congress in Struisbaai, quite a few presenters mentioned the importance of photographing for yourself, so I thought I will list some of them which I gleaned from the internet.

Creative Fulfillment

Personal vision fuels passion. When you shoot for yourself, you're tapping into what excites you—whether it's the texture of a rusted gate or the emotion in a stranger's eyes. It keeps the spark alive. Club assignments can sharpen your skills, but personal projects remind you why you picked up the camera in the first place.

Artistic Identity

Your style deserves space. Clubs often favour certain genres or techniques, but your unique perspective—your edits, your framing, your subjects—is what sets you apart.

Shooting outside the club's expectations lets you experiment, fail, and evolve without judgment.

Mental and Emotional Balance

Avoid burnout. Constantly chasing approval or competition can drain your joy.

Personal photography is a way to reconnect with your own rhythm.

Photography becomes therapy. Whether you're capturing quiet moments or chaotic scenes, shooting for yourself can be grounding and healing.

Legacy and Impact

You're documenting your world. Your personal work reflects your life, your community, your time. That's historically valuable—even if it doesn't win awards.

It inspires others. Authentic work resonates. When you share photos that mean something to you, they often mean something to others too.

When you go out, don't forget to photograph for yourself and have fun.

Warmest regards, Sydney Truter



Sydney Truter (President)



Editor's Musings

The Poetry of Tulips: A Photobook Journey

There's something both exciting and humbling about gathering photographs into a book. It feels less like placing images on pages and more like weaving a story — a thread that binds light, color, and memory into something lasting.

This month, I've been creating a project close to my heart: The Poetry of Tulips. For years, I've been drawn to their quiet elegance — how a single petal can hold a whisper of light, or how fading blooms carry as much grace as their full blossoms. Choosing which images belong together, which need space to breathe, and how the sequence should flow has been both a challenge and a meditation.

For me, this book is more than a portfolio; it's an invitation to slow down, notice, and find poetry in the fleeting.

Perhaps you too have images sitting quietly on your hard drive, waiting to speak together. Maybe this is your season to give them a home — in a book, a print, or a small collection to share. When our photographs come together, they tell more than our stories; they reveal the way we see the world. With wonder, and always through the lens of love,

Renee Santiago

Tips for Creating Your Own Photobook.

1. **Pick a theme** — let a subject or mood guide your story.
2. **Curate carefully** — fewer, stronger images have more impact.
3. **Sequence with flow** — arrange like music, with rhythm and pauses.
4. **Leave space** — white space can be as powerful as photos.
5. **Add words lightly** — a reflection or quote can deepen the story.

Member Spotlight

Jay Nabbe



Hi everyone, my name is Jay Nabbe. I was born in The Netherlands and am currently living in Malta. Early last year, I started taking photography seriously as a creative hobby and got my own camera. My friend Nyasha suggested joining clubs and competitions, which have been really helpful in increasing my understanding of photography, improving my photos, and getting to know other photographers.

While I enjoy experimenting with different genres, I fell in love with street photography, which I mostly do when I am out walking with my dog.

Street photography excites me because you never know what you are going to encounter—from scenes to people, and the always-changing light and weather conditions. I love capturing everyday candid moments and locations in different and (hopefully) unique ways. I still have a lot to learn and take inspiration from photography books, other photographers' photos, and judges' or members' comments. I love doing weekly challenges and try to incorporate them into my usual walks. Recently, I have also been doing more street portraits, where I ask a person I encounter if I can take their portrait.

"Street photography excites me because you never know what you're going to encounter." -Jay Nabbe

Member Spotlight

Jay Nabbe

Thanks to everyone for the warm welcome to the club and for your kind comments. I hope to get to know you all a little better despite being abroad. If you're up for it, I would love to connect online—you can find me on Instagram: @jnabbemalta or Facebook: Jay Nabbe. These are some of my personal favourite photos of the past year: ,



Transformation



Shadow Movements



Hey Beautiful



When You Expected Sun



Caught by the Light



MASTERING LIGHT

Through the Exposure Triangle

"Photography is all about light. Once you understand light, your photography will go to the next level."
-Antionette Morkel

★ Aperture (f-stop)

Controls depth of field – how much of the image is sharp versus blurred. A wide aperture (f/1.4) creates blurred backgrounds, while a small aperture (f/16) keeps everything in focus..

★ Shutter Speed

Determines how motion is captured. Fast shutter speeds (1/1000s) freeze action, while slow speeds (1/30s or longer) create blur and movement effects.

★ ISO

Adjusts the sensor's sensitivity to light. Lower ISO (100–200) produces cleaner images, while higher ISO (3200+) brightens in low light but adds grain/noise.

★ Manual Mode

In manual mode, you set ISO, aperture, and shutter speed yourself. Use your camera's exposure meter (set to '0') as your guide to achieve the correct balance.

★ Putting it Together

Experiment by photographing the same subject with different settings. Notice how changing one element affects the others and alters the story of the image.

Challenge for Members

Shoot three images of the same subject:

1. One with shallow depth of field (wide aperture)
2. One freezing motion (fast shutter)
3. One with low light with high ISO-note the grain

Programme-October & November 2025



Upcoming Meetings, Judging Dates & Club Events

Date Time <i>Meeting Type</i> <i>(Hybrid/In Person)</i>	Event Title Description or Set Subject <i>Location</i>
08 Oct 19:00 Hybrid	Club Judging – Set Subject: *Architecture* 1 Dormy Place
29 Oct 23:55	Last Chance to enter SS “Scapes” Photovault
12 Nov 19:00 Hybrid	Club Judging – Set Subject: SS Scapes 1 Dormy Place
26 Nov 23:55	Last Chance to enter SS “Silhouettes” Photovault
29 Nov 11:30 for 12pm In Person	End of Year Function 1 Dormy Place (RSVP)

- *All members are welcome to attend hybrid meetings at 1 Dormy Place or via Zoom*

Judges this month were:

Kirk West
Rob Heffer
Antionette Morkel



“The quickest way to make money at photography is to sell your camera.” – Anonymous



End of Year Awards & Christmas Lunch

Saturday, 29 November -11:30- for 12:00
1 Dormy Place

We warmly invite you and your spouse to join us for our **annual End of Year Awards and Christmas Lunch**.

All images that received a **Gold** or **COM Award** during the year have been entered into the competition. Come along and see which of these images our **external judges** selected as winners.

We will also take a look at **Calibration** — making sure your images look the same at home as they do when the judges are viewing them on the big screen. To participate, enter **2 images** via Photovault under *Calibration Test* (closing date **15 November**). These will be projected and discussed during the event.

Please RSVP to Marise #0836326888 to confirm your attendance. *Must RSVP by 23/11



Inspiration from Matthijs Ravensberg – Bird Photography



Finding beauty in the birds close to home



Photography: Sydney Truter

Last month, Matthijs Ravensberg shared his deep passion for bird photography in an inspiring presentation. His captivating images and thoughtful approach reminded us that you don't have to travel far to capture extraordinary bird photographs — sometimes, the most magical moments are right outside your window.

As Matthijs expressed, patience, observation, and respect for wildlife make all the difference. His talk truly encouraged many of us to pick up our cameras, look a little closer, and celebrate the beauty in our everyday surroundings.

In addition to his presentation, Antionette Morkel has kindly shared a wonderful PDF guide on bird photography — filled with practical tips and insights to help you refine your skills and capture that perfect shot.

 [Download Mark Smith's Bird Photography Guide](#)

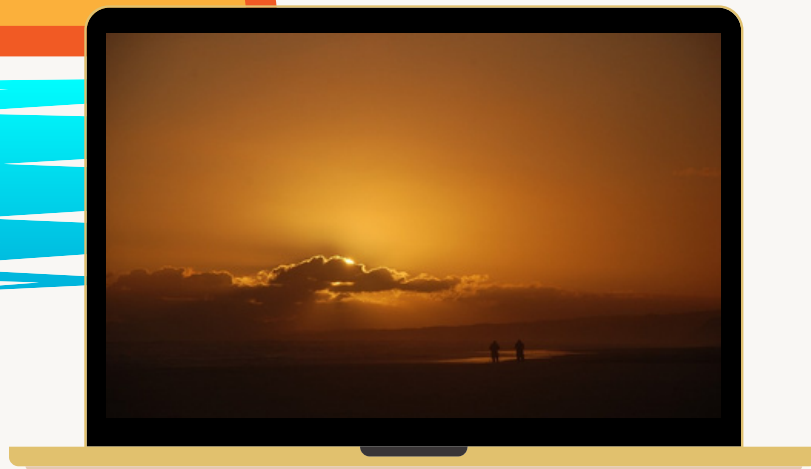


A Heartfelt Thank You

Our sincere thanks to Matthijs Ravensberg for his time, generosity, and breathtaking images that continue to inspire our members. Your love for birds and ethical approach to photography remind us all that creativity and care can coexist beautifully behind the lens. Special appreciation also goes to Antionette Morkel for sharing her knowledge and guide — a valuable resource for anyone wishing to grow their bird photography skills.



Capturing Moments Together: Club Outings at PE Camera Club



Maitland Sunset Shoot

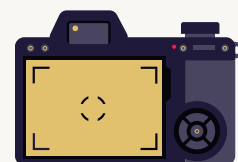
Photography: Melanie Coetzee

One of the most cherished parts of being a member of the Port Elizabeth Camera Club is the chance to join photographic outings with fellow enthusiasts. These casual yet enriching get-togethers usually happen on a Saturday between our monthly meetings and offer more than just an opportunity to take photos.

Our outings are designed to:

- Encourage hands-on practice of photographic techniques in both indoor and outdoor environments.
- Foster connection and camaraderie among members, with time to relax and socialize after each shoot—often over a cup of coffee and Jinty's famous biscuits. Explore unique locations that members may not venture to on their own, from tranquil gardens to bustling markets or rugged coastal scenes.

Each outing is a blend of learning, laughter, and lenswork—a safe space to share knowledge, ask questions, and grow your creative eye in the company of kindred spirits.





Maitland River Sunset Outing

Capturing Beauty Amid the Howling Wind

Despite the howling wind, the Maitland River mouth offered a truly spectacular evening of colour and camaraderie. Thank you to everyone who braved the gusts to join us for this sunset shoot – your enthusiasm and laughter made it an unforgettable outing.

The golden light danced across the waves, painting the sky with fiery hues and soft reflections that made every frame worth capturing. Whether experimenting with long exposures, silhouettes, or simply soaking in the view, the evening reminded us that nature rewards those who show up – wind, sand, and all.

A special thank you to our members for their adventurous spirit and for sharing in another memorable moment behind the lens.



Photography: Sydney Truter

Monthly Club Competitions



As a member, you'll also have the opportunity to participate in our monthly club competitions—an engaging way to sharpen your skills and gain recognition.

What's Included Each Month:

- **Set Subject**—a themed challenge designed to stretch your creativity.
- **Open Category**—showcase your best work in any style or genre.
- **No Manipulation Allowed Category**

Why it Matters:

- Your entries contribute to your **Star Rating Advancement**, following the standardised guidelines of the **Photographic Society of South Africa (PSSA)**. This ensures consistency across all affiliated clubs—so a 5-star rating at PECC holds equal value anywhere in the country.
- All images and results are recorded through **Photo Vault Online (PVO)**, making it easy to track your progress and carry your achievements if you move between clubs.
- ✨ Whether you're just beginning or aiming for higher honours, these competitions provide:
 - Constructive feedback from judges
 - Motivation to keep creating
 - A supportive community to grow alongside



*"A work of art which
did not begin in
emotion is not art."
Paul Cezanne*

Understanding Our Competition Categories

A Quick Guide from Charmaine Joubert-Club Log Administrator

Get to know the differences between our Open, No Manipulation, and Set Subject categories. Charmaine Joubert clarifies what qualifies for each section—helping you enter your images confidently and be judged accurately.

Open Category

In this category, the subject is totally open. Images can be Colour or Monochrome. Manipulation Allowed.

No Manipulation Allowed Category

Photojournalism, Sport, Street, and Nature Photography can be entered in this category. **NO MANIPULATED IMAGES ALLOWED.**

(Tip: Minor adjustments such as cropping or tonal balance are acceptable, but compositing or altering content disqualifies the image.)

Set Subject Category

A themed category designed to stretch your creativity and photographic skills. Each month's theme is chosen to inspire exploration and interpretation within set boundaries.

Page contributed by Charmaine Joubert – Club Log Administrator



Updated Requirements

Salon Acceptance Reporting & Club Records

Salon Points Allocation

Photovault automatically allocates salon points to members' portfolios as soon as the results are released by the salon host and uploaded to the system. These points are reflected in a member's portfolio, regardless of which club they nominated when entering a salon.

For instance, if a member belongs to multiple clubs and those clubs also use the Photovault Administration System for salon logs, any salon points awarded will appear in all relevant portfolios.

If a member selects the wrong club, or no club at all, resulting in an "Independent" status on the results, the salon acceptances are nonetheless recorded because they are linked to the member's unique Photovault Membership Identity Number.

Changes and Requirements

Effective immediately, members are no longer required to send proof of email results and thumbnails to Sydney. Instead, each member is responsible for keeping their own salon log up to date. This log should include a thumbnail, image title, salon entries, and the salon awards received.

Please remember that:

- An image title cannot be changed once it is entered.
- An image title cannot be reused for different images.
- The title must be the same even if the image is converted to Mono.
- Only 3 salon acceptances/awards will be accepted per image

Importance of Accurate Records

Maintaining accurate salon records is crucial when applying for PSSA Diamond Ratings and FIAP Distinctions. For further details on these awards, please refer to the following links:

<https://pssa.co.za/diamond-ratings-and-salon-honours/>

<https://pssa.co.za/fiap/>

International Salon Results


Members should email their International Salon results to the Club Log Administrator. (Charmaine Joubert).

Discover the Latest Edition of the PSSA e-Image Magazine

Take a moment to explore the PSSA e-Image, South Africa's national photographic magazine — filled with inspiration, stories, and insights from passionate photographers across the country.

This issue includes highlights such as Freeman Patterson and the Art of Seeing, Obie Oberholzer – Obie's Way, and a celebration of Annual Competition Winners.



 **Read the full magazine here:**
PSSA e-Image Magazine
(Enjoy articles, creative journeys,
and award-winning photography
from the national photographic
community!)

Set Subjects for 2025

Month	Subject	Definition	Manipulation Allowed ?
November 2025	Scapes	Scapes photography depicts natural or man-made environments, whether wide and expansive or more contained. Subjects may include landscapes, seascapes, cityscapes, and even underwater scenes. Images should capture the essence of the space and may include or exclude people. Colour or monochrome	Yes
December 2025	Silhouettes	Placing your primary subject into silhouette can produce a dramatic and highly evocative image. The light source is generally behind the subject, which then goes black. Colour or monochrome.	Yes



Best Senior Image Winner



"Hamerkop vroegoggend" by Johan Jordaan



SETTINGS

Camera: Nikon D5

Lens: 600mm

Aperture Priority: f4
No Flash

Shutterspeed:
1/2500

ISO: 1250

"I took this image one afternoon at Zimanga, waiting in the underground hide for the correct moment. The hide provided the opportunity for the eyelevel shot and being patient, helped to capture the image."

Junior Winner & Image of the Month Certificate of Merit



"Spiral Movement" by Jay Nabbe

Jay says; This photo was taken at the Bramante staircase at the Vatican Museums earlier this year. I needed my 16mm to capture the whole diameter of the staircase. It was done without filters or a tripod. Just by holding my arms outstretched, waiting for an even flow of people all the way down with one individual standing still. It took me about 15 minutes to get how I envisioned it."

SETTINGS

Camera: Canon
R6MKII

Lens: RF 16mm

Aperture: f8

Shutterspeed: .08
sec

ISO: 100

Set Subject Winner

Moods and Emotions



SETTINGS

Camera: Canon 7d Mark II

Lens: CANON 24-105mm

Aperture: f4

Shutterspeed: 1/80 sec

ISO: 400

"Love My Teddy" by Mayra Dold

This photo was taken in Nashville, Tennessee at a 3 year old birthday party. The little ones were having such fun and this little girl was showing off and loving having her photo taken. I had to change the background as there were other kids in the frame which were distracting.



Runner-Up Set Subject Image



"When is Daddy Coming Home" by Marise Ferreira

"The image of my granddaughter Emily was captured one afternoon in her lounge. She was looking out toward the school west with the light coming through the window. She seemed deep in thought. I took a number of frames before I had one that I felt had potential. She stood just long enough to get the shot and then she was off again. West would be looking from my home toward mount pleasant. "

SETTINGS

Camera: Iphone

Aperture: f8

Shutterspeed: 1/20
sec

ISO: 64

Celebrating Our Members' Growth & Achievements



Every month, we celebrate the creativity and dedication of our members through awards that showcase growth and artistry.

Best Image of the Month



Author	Star	Title
Jay Nabbe	2	<i>Spiral Movement</i>

Best 4,5 & H Star

Author	Star	Title
Johan Jordaan	5	<i>Hamerkop vroegoggend</i>

Best Junior Picture

Author	Star	Title
Jay Nabbe	2	<i>Spiral Movement</i>

Set Subject: Moods & Emotions

Author	Star	Title
Mayra Dold	H	<i>Love My Teddy</i>

Author-Runner Up	Star	Title
Marise Ferreira	4	<i>When is Daddy Coming Home</i>



Celebrating Our Members' Growth & Achievements

Promotions

Name	
Jay Nabbe	1 to 2 Star

Name	
Alan Roberts	2 to 3 Star

Name	
Frans van Heerden	3 to 4 Star

Set Subject Logs

	Stripes	White on White	Moods & Emotions	
	July	Aug	Sept	TOTAL
Louis Lotter	3	1	1	5
Mayra Dold	1	1	3	5
Anette Reimers	1	3		4
Frans van Heerden	2	1	1	4
Marise Ferreira	1	1	2	4
Alan Millard		2	1	3
Alison Duncan	1	1	1	3
Francois van Straten	1	1	1	3
Lea-Anne Alexander	1	1	1	3
Mark Thomson	1	1	1	3
Sydney Truter	1	1	1	3
Wally Devos	1	1	1	3
Alan Roberts	1	1		2
John Grosse		1	1	2
Gary Koekemoer	1			1
John Alexander		1		1
Nyasha Godoka	1			1
Peter Robertson	1			1
Pieter Venter	1			1
Annemarie Robertson			1	
Etienne Stassen			1	1


TOTAL CLUB POINTS

Name	Star Rating	Total Club Points
Colin Lyall	3 Star	25
Mayra Dold	Honours	24
Johan Jordaan	5 Star	24
Jay Nabbe	2 Star	24
Louis Lotter	5 Star	23
Alan Millard	2 Star	23
Frans van Heerden	4 Star	23
John Alexander	Honours	21
Renske Jordaan	5 Star	21
Alan Roberts	3 Star	21
Annemarie Robertson	5 Star	21
Etienne Stassen	5 Star	21
Francois van Straten	4 Star	21
Belita von Steiger	4 Star	21
Alison Duncan	5 Star	20
Pieter Venter	4 Star	20

Name	Star Rating	Total Club Points
Wally Devos	5 Star	19
Sydney Truter	4 Star	19
Nyasha Godoka	2 Star	18
Peter Robertson	4 Star	18
Mark Thomson	2 Star	18
Anette Reimers	Honours	17
Blayne Scholtz	4 Star	16
Lea-Anne Alexander	5 Star	15
John Grosse	Honours Gold	15
Julia Mukheibir	Honours	15
Robert Heffer	5 Star	14
Marise Ferreira	4 Star	9
Matthijs Ravensberg	4 Star	7
Gary Koekemoer	4 Star	6
Rick Payne	4 Star	6

Coms and/or Golds

Jay Nabbe	1	Umbrella Cool
Jay Nabbe	1	Orange Bliss
Alan Millard	2	Ground squirrel
Alan Millard	2	Buzzard
Alan Roberts	2	Surfing the wave
Nyasha Godoka	2	Cape Wagtail
Colin Lyall	3	On watch
Colin Lyall	3	Amethyst Sunbird
Colin Lyall	3	Kudu
Frans van Heerden	3	In Memory of Sarah de Jager
Francois van Straten	4	Emma
Marise Ferreira	4	When is Daddy coming home
Matthijs Ravensberg	4	Common Tern
Alison Duncan	5	Emotions between Elize and Sheva
Annemarie Robertson	5	Tackling from the side
Etienne Stassen	5	Beautiful Baboon
Johan Jordaan	5	Hamerkop vroegoggend
Louis Lotter	5	Yawn of a king
Louis Lotter	5	Jordy the wave warrior
Renske Jordaan	5	Cheetah looking
Renske Jordaan	5	Lioness at waterhole
Renske Jordaan	5	Male lion at waterhole
Wally Devos	5	Dry Protea
John Alexander	H	Aged Dignity
John Alexander	H	Struisbaai Fisherman
Julia Mukheibir	H	Agulhas stone fish traps at dawn
Julia Mukheibir	H	Mountains and marshes
Mayra Dold	H	Love my teddy
John Grosse	HGold	Arabica 4(1080)




Join Our Creative Circle

PECC Membership Subscriptions 2025

**Ready to grow your photography,
creativity, and community?**

Becoming a member of PECC opens the door to a vibrant photographic journey filled with workshops, inspiring outings, creative challenges, and lasting friendships.



Annual Membership Options

(R50 Joining Fee per person)

Individual Membership	R510
Family Membership	R560
Student/Retired Membership	R430
Retired Family Membership	R480



We'd love to welcome you!

For questions or to sign up, reach out to
pecameraclub@gmail.com



PECC Membership Banking Details

Standard Bank

Branch Number: 05100100

Account Type: Savings Account

Account Holder: Port Elizabeth Camera Club

Account Number: 1011 928 1706

Email proof of payment (POP) to:

pecameraclub@gmail.com

USE YOUR NAME and "Subs" as the BENEFICIARY REFERENCE

Domicilium Citandi et Executandi (registered club address) of
Port Elizabeth Camera Club

1 Dormy Place, Walmer 6070

General & Membership Enquires: pecameraclub@gmail.com

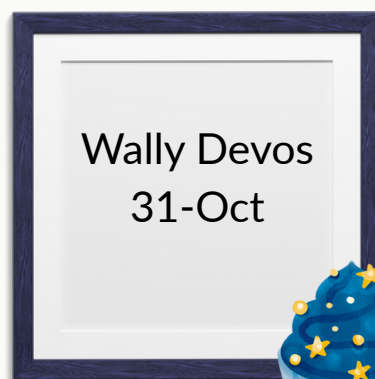
Salon Results: pecc.salons@gmail.com

"Taking pictures is savouring life intensely, every hundredth of a second." – Marc Riboud



This Month's Birthday Stars

Wishing our members a picture-perfect year ahead!



May your year be filled with light, laughter, and beautiful captures.

Port Elizabeth Camera Club

*Photography is the dialogue
between light and soul—a
conversation without words.*

*Keep Shooting,
Keep Shining!!*

