

# November 2025

OFFICIAL PUBLICATION OF PORT ELIZABETH  
CAMERA CLUB

# LUMEN



## INSIDE THIS ISSUE:

- END OF YEAR AWARDS & CHRISTMAS LUNCH
- MEMBER SPOTLIGHT
- MONTHLY COMPETITION RESULTS
- UPDATED REQUIREMENTS FOR SALON ACCEPTANCE & REPORTING



# Port Elizabeth Camera Club

## Committee & Editorial Team 2025

### PECC Committee

Name	Role
Sydney Truter	President • 083 656 0330 Salon Administrator – pecc.salons@gmail.com Membership Secretary – pecc.members@gmail.com Events/Outings
Mayra Dold	Treasurer
Francois van Straten	Projectionist
Nyasha Godoka	Committee Member
Jinty Cuming	Refreshments
Rob Heffer	Auditor & Regional Director Eastern Cape
Charmaine Joubert	Club Log Administrator & Social Media
Julia Mukheibir	Secretary
Marise Ferreira	Committee Member
Jill Sneesby	Committee Member
Antionette Morkel	Committee Member

### LUMEN Editorial Team

Name	Role
Publisher	Port Elizabeth Camera Club
Editor	Renée Santiago
Contributors	Charmaine Joubert Sydney Truter Marise Ferreira Antionette Morkel

---

Proudly Affiliated to the  
Photographic Society of  
South Africa



# CONTENTS

- In This Issue: John Grosse Member Spotlight • Training Corner: Mastering Composition • End of Year Function



I've taken up Photography  
because it's the only  
hobby where you  
can shoot people  
and cut their  
heads off  
without  
going to jail.



16-17  
Set Subjects

## From the Club

- 4 - From the President's Desk
- 5 - Editor's Musings
- 6-7 - Member Spotlight

## Learning & Inspiration

- 8 - Training Corner: Mastering Light Through the Exposure Triangle
- 9 - Programme: November & December
- 10 - End of Year Awards & Christmas Lunch
- 11 - Why Art Still Matters
- 12 - Capturing Moments Together: Club Outing

## Competitions & Development

- 13 - Monthly Club Competitions
- 14 - Understanding Our Competition Categories
- 15 - Updated Requirements for Salon Acceptance Reporting & Club Records
- 16-17 - Set Subjects for 2025

## Celebrating Our Members

- 18 - Senior Winner
- 19 - Junior Winner
- 20 - Set Subject Winner
- 21 - Runner-Up Set Subject Winner
- 23-24 - Celebrating Our Members' Growth & Achievements
- 25 - Set Subject Logs
- 26 - Total Club Points
- 27 - Coms and/or Golds

## Membership & Community

- 28 - PECC Membership Subscriptions
- 29 - PECC Banking Details
- 30 - This Month's Birthday Stars

## Closing

- 31 - Back Cover Inspiration



# From the President's Pen

"We create photographs  
to understand what our  
lives mean to us."  
Anthony Epes

## How to Stay Motivated & Inspired by Your Photography

Often we stop taking photos, or we start slowing down because we don't feel motivated, but what happens when your well of inspiration runs dry, when you can't get excited by your images or you feel stuck in a rut? Most photographers, even professionals, have periods when creating feels like wading through glue. You get tired or bored with your own images.

A Post By: Anthony Epes

The above article by Anthony Epes reminds me of the recent PSSA Congress in Struisbaai.

After 4 days attending lectures by different presenters who are experts in their field, you are exposed to different genres of photography. You become motivated and inspired to perhaps try new ways of doing your photography.

By being a member of the P E Camera Club, you also meet different photographers who do different types of photography, so you have an opportunity to see what they do and you will find that they are happy to share their knowledge with others like the recent presentation by Matthijs Ravensberg on Bird Photography which had me going out taking Bird Photos the next day.

By attending Club meetings, be it in person or via Zoom or attending outings, you could be motivated and inspired to improve your photography by mingling with fellow photographers. ( By attending club meetings you also have the added bonus of having some of Jinty's legendary cookies).

Don't forget to attend our End of Year function where we will be handing out the "Silverware" to our members for their achievements during the past year. It will be Saturday 29 November at 11:30 for 12:00 at 1 Dormy Place.

Warmest regards, Sydney Truter



*Sydney Truter (President)*





# Editor's Musings: When Seasons Cross Paths

By Renée Santiago

I find myself missing the colors of November — the warmth of amber leaves drifting through cool air, the way the light softens as if pausing to rest before winter arrives. Somewhere deep in my memory, that rhythm remains — the muted hush, the scent of woodsmoke, the melancholy beauty that invites reflection.

And yet, here in Port Elizabeth, November is anything but quiet. Spring is alive — a celebration of renewal in every direction. Bougainvillea blaze against blue skies, and even the wind carries the fragrance of beginnings. I often smile at the contrast: my heart remembering autumn's fading gold while my eyes are filled with the vibrance of spring.

Perhaps that's what being a photographer teaches us — to hold both truths at once. We see how shadow gives meaning to light, how endings hold the seed of beginnings. Each frame reminds us that beauty doesn't belong to a single season; it exists wherever we are willing to see.



*"Breath of Spring"*  
By Renée



*"Whispers Along  
the Fence Line"*  
By Renée

As I work on this month's Lumen, I'm reminded that photography mirrors life itself — constantly shifting, layered with contrasts, yet always returning to light. This November, I choose to embrace both — the quiet nostalgia of falling leaves and the promise of new blossoms.

May we, as photographers, keep learning to see beyond the obvious — to find the poetry in the pause, the wonder in renewal, and the gentle truth that every season offers us a new way of seeing.

"When I have found a landscape which I want to photograph, I wait for the right season, the right weather, and the right time of day or night, to get the picture which I know to be there." - Bill Brandt



# Member Spotlight

John Grosse

“Loner (Mathura)”



For **John Grosse**, photography is far more than a pastime — it’s a lifelong journey of curiosity, discovery, and heart. Over the years, his camera has become a bridge to human connection, nowhere more so than on the bustling streets of India, a place he describes as “Incredible, unique, and unlike any other destination in the world.”

John’s photographic story began humbly — a Voigtländer Vito 35mm film camera gifted by his parents one Christmas in 1948. Though his early interest was casual, it sparked an enduring fascination with the art of capturing life in motion. Decades later, as he prepared for a European architectural tour, he purchased an Olympus OM10 SLR. Upon his return, his friend and colleague, architect **Garth Robertson**, encouraged him to join the **Port Elizabeth Camera Club** and introduced him to the transformative magic of colour printing in his darkroom. One glance at an image coming to life beneath the red glow of the developing light — and John was hooked.

From those first prints, John’s passion flourished. Competing in the **print section** of the PECC, he soon rose to Honours level, and his dedication led him to achieve **FPSSA (Colour Prints)** with the Photographic Society of South Africa. The shift into the digital age presented new challenges — and new opportunities — which he embraced wholeheartedly, earning an additional **FPSSA (Vers)** distinction.

*“Every visit feels like the first,” John reflects. “India challenges you, surprises you, and gifts you with moments of pure grace if you’re willing to see.”*

# Member Spotlight

## John Grosse

John and his wife, Madge, have travelled widely across Europe, the Middle East, and Asia, but it was a 1984 Insight Tour that left an indelible mark. A single week in India became the start of a lifelong love affair with the country. Over the past 30 years, John has returned no fewer than fourteen times, each visit deepening his understanding of its rhythm, beauty, and humanity.

Through his lens, India's spirit unfolds — vibrant streets, faces etched with wisdom and laughter, colours that seem to hum with life. His images speak not only of place but of connection — moments where the universal language of emotion transcends culture and time.

To view more of John's captivating work, visit the full feature on Camera Warehouse:

<http://www.camerawarehouse.co.za/street-photography-in-india>



Whitehead (Pushkar)



Business Lunch (Old Delhi)



Peace Pipe (Gwalior)



Pushkar Pilgrims (Pushkar)



Alley (Khajuraho)





# Training Corner: Mastering Composition

Featuring insights from Antionette Morkel

Last month we explored **light**—the foundation of every photograph. Now we turn to **composition**, the art of guiding the viewer's eye, evoking emotion, and telling a **story**. These short notes give you a glimpse into the creative building blocks behind every compelling image.

## Composition: Beginner Tools Part 1

Composition is where your creative eye begins to take shape. This first guide focuses on mastering the basics — keeping your horizon lines straight, allowing movement to flow naturally into the frame, and using leading lines and the rule of thirds to create images that feel balanced and pleasing to the viewer.



## Composition: Beginner Tools Part 2

Once you've mastered the fundamentals, you can start building depth and interest within the frame. This section explores techniques like framing your subject, adding foreground elements, spotting patterns and repetition, and filling the frame to simplify and strengthen your storytelling.



## Composition: Intermediate Tools Part 1

As your skills grow, composition becomes about refinement and rhythm. Here, you'll learn to use orientation, balance, and color schemes to guide the viewer's eye while managing depth of field to direct focus where it matters most — transforming a good image into one that truly resonates.



## Composition: Intermediate Tools Part 2

At this level, composition moves from control to creativity. Discover how symmetry, triangles, and dynamic diagonals bring energy to your work. Learn to use the rule of odds and negative space for harmony and tension — creating images that feel both structured and alive.



## The Psychology of Composition

Beyond technique lies the heart of visual storytelling. This final section explores how color, symmetry, and shape influence emotion. Warm tones uplift, cool hues calm, and composition choices quietly shape how your viewer feels — revealing that photography isn't just about what we see, but what we sense.



[Download the Guides](#)

*"Good composition isn't about perfection—it's about connection." -Antionette Morkel*



# Programme–November & December 2025

## Upcoming Meetings, Judging Dates & Club Events

<b>Date</b> <b>Time</b> <i>Meeting Type</i> <i>(Hybrid/In Person)</i>	<b>Event Title</b> <b>Description or Set Subject</b> <i>Location</i>
12 Nov   19:00   Hybrid	<b>Club Judging – Set Subject: “Scapes”   1 Dormy Place</b>
26 Nov   23:55	<b>Last Chance to enter SS “Silhouettes”   Photovault</b>
29 Nov   11:30 for 12pm In Person	<b>End of Year Function   1 Dormy Place   <a href="#">(RSVP)</a></b>
10 Dec   19: 00   Hybrid	<b>Club Judging – Set Subject: “Silhouettes”   1 Dormy Place</b>
07 Jan   23:55	<b>Last Chance to enter SS “Negative Space”   Photovault</b>

- ***All members are welcome to attend hybrid meetings at 1 Dormy Place or via Zoom***

### Judges this month were:

**Kirk West**  
**Jill Sneesby**  
**Charmaine Joubert**



"I shoot people for a living,  
but don't worry, it's just with  
my camera!"



# End of Year Awards & Christmas Lunch

Saturday, 29 November -11:30- for 12:00  
1 Dormy Place

We warmly invite you and your spouse to join us for our **annual End of Year Awards and Christmas Lunch**.

All images that received a **Gold** or **COM Award** during the year have been entered into the competition. Come along and see which of these images our **external judges** selected as winners.

We will also take a look at **Calibration** — making sure your images look the same at home as they do when the judges are viewing them on the big screen. To participate, enter **2 images** via Photovault under *Calibration Test* (closing date **15 November**). These will be projected and discussed during the event.

Please RSVP to Marise #0836326888 to confirm your attendance. \*Must RSVP by 23/11





# Why Art Still Matters-Especially Now

As photographers, writers, and creatives — what truth do we reveal each time we choose to see?

WITH THE CURRENT STATE OF THE WORLD, DOES ART EVEN MATTER?

## WHY ART STILL MATTERS (ESPECIALLY NOW):

### 1) EXPRESSION OF THE INEXPRESSIBLE

WHEN THE WORLD FEELS OVERWHELMING, ART GIVES SHAPE TO FEELINGS WE CAN'T PUT INTO WORDS.

### 3) RESISTANCE & REMEMBRANCE

ART CAN BE A WAY TO RESIST OPPRESSION, DOCUMENT TRUTH, AND PRESERVE MEMORY WHEN OFFICIAL NARRATIVES FAIL.

### 5) FUTURE-BUILDING

VISIONS OF DIFFERENT FUTURES ARE OFTEN IMAGINED AND REVEALED THROUGH ART. BEFORE CHANGE HAPPENS, SOMEONE HAS TO PICTURE IT.

### 2) CONNECTION

ART REMINDS US WE'RE NOT ALONE. A PAINTING, POEM, SONG OR FILM CAN MAKE SOMEONE ACROSS THE WORLD - OR ACROSS TIME- FEEL SEEN.

### 4) RE-ENCHANTMENT

IN A WORLD HEAVY WITH NEWS, CRISES, AND ENDLESS DATA, ART BRINGS BACK WONDER.

IT RE-ENCHANTS THE EVERYDAY, REMINDING US THAT BEAUTY AND MEANING STILL EXIST.

# Capturing Moments Together: Club Outings at PE Camera Club



“Photographers Do the Darndest Things”

Photography: Renée S

## Moments That Stay With Us

One of the most cherished parts of being a member of the **Port Elizabeth Camera Club** is the chance to join photographic outings with fellow enthusiasts. These casual yet enriching get-togethers, usually held on a Saturday between our monthly meetings, offer far more than just an opportunity to take photos.

Our outings are designed to:

- **Encourage hands-on practice** of photographic techniques in both indoor and outdoor environments.
- **Foster connection and camaraderie** among members, with time to relax and socialize after each shoot—often over a cup of coffee and Jinty’s famous biscuits.
- **Explore unique locations** that members might not venture to on their own—from tranquil gardens to bustling markets and rugged coastal scenes.

Each outing becomes a blend of learning, laughter, and lenswork — a safe, inspiring space to share knowledge, ask questions, and nurture creativity among kindred spirits.

Among our most treasured memories is a visit to a local township, where members spent the day meeting children, sharing sweets, and capturing genuine moments of connection. The laughter, curiosity, and warmth of that afternoon reminded us that photography isn’t only about capturing light — it’s about discovering the beauty in humanity itself.

*“Sometimes, the light we capture isn’t from the sun, but from the hearts we meet along the way.”*



# Monthly Club Competitions



As a member, you'll also have the opportunity to participate in our monthly club competitions—an engaging way to sharpen your skills and gain recognition.

## What's Included Each Month:

- **Set Subject**—a themed challenge designed to stretch your creativity.
- **Open Category**—showcase your best work in any style or genre.
- **No Manipulation Allowed Category**

## Why it Matters:

- Your entries contribute to your **Star Rating Advancement**, following the standardised guidelines of the **Photographic Society of South Africa (PSSA)**. This ensures consistency across all affiliated clubs—so a 5-star rating at PECC holds equal value anywhere in the country.
- All images and results are recorded through **Photo Vault Online (PVO)**, making it easy to track your progress and carry your achievements if you move between clubs.
- ✨ Whether you're just beginning or aiming for higher honours, these competitions provide:
  - Constructive feedback from judges
  - Motivation to keep creating
  - A supportive community to grow alongside



*"A work of art which  
did not begin in  
emotion is not art."  
Paul Cezanne*

# Understanding Our Competition Categories

*A Quick Guide from Charmaine Joubert-Club Log Administrator*

Get to know the differences between our Open, No Manipulation, and Set Subject categories. Charmaine Joubert clarifies what qualifies for each section—helping you enter your images confidently and be judged accurately.

## Open Category

In this category, the subject is totally open. Images can be Colour or Monochrome. Manipulation Allowed.

## No Manipulation Allowed Category

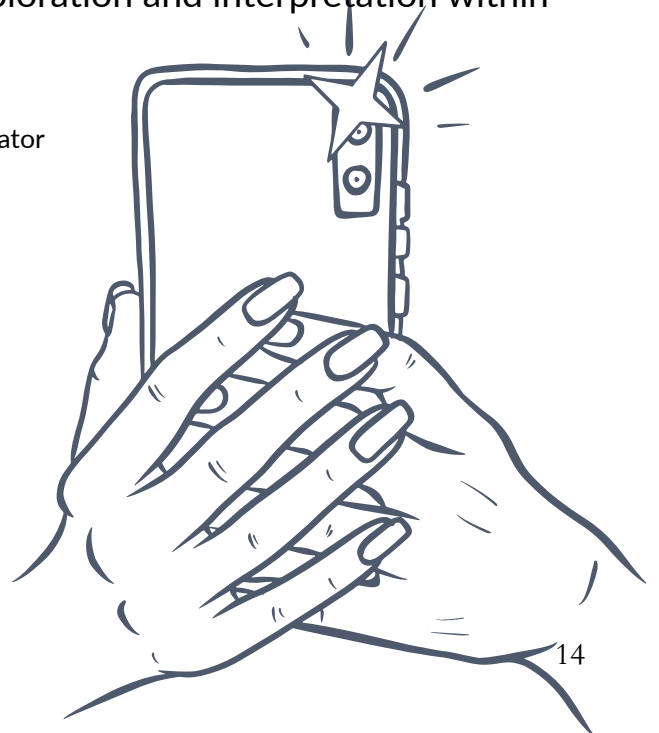
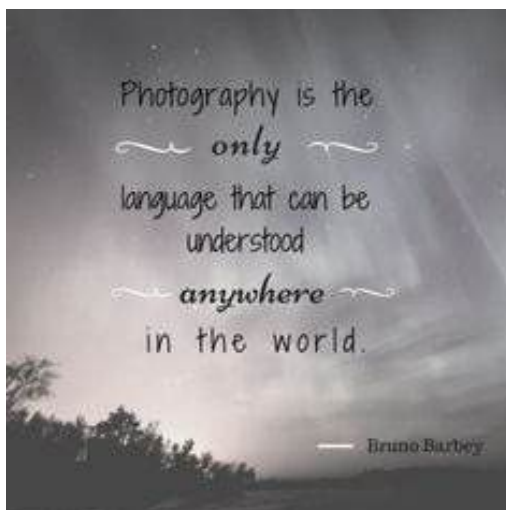
Photojournalism, Sport, Street, and Nature Photography can be entered in this category. **NO MANIPULATED IMAGES ALLOWED.**

(Tip: Minor adjustments such as cropping or tonal balance are acceptable, but compositing or altering content disqualifies the image.)

## Set Subject Category

A themed category designed to stretch your creativity and photographic skills. Each month's theme is chosen to inspire exploration and interpretation within set boundaries.

Page contributed by Charmaine Joubert – Club Log Administrator



# Updated Requirements

## Salon Acceptance Reporting & Club Records

### Salon Points Allocation

Photovault automatically allocates salon points to members' portfolios as soon as the results are released by the salon host and uploaded to the system. These points are reflected in a member's portfolio, regardless of which club they nominated when entering a salon.

For instance, if a member belongs to multiple clubs and those clubs also use the Photovault Administration System for salon logs, any salon points awarded will appear in all relevant portfolios.

If a member selects the wrong club, or no club at all, resulting in an "Independent" status on the results, the salon acceptances are nonetheless recorded because they are linked to the member's unique Photovault Membership Identity Number.

### Changes and Requirements

Effective immediately, members are no longer required to send proof of email results and thumbnails to Sydney. Instead, each member is responsible for keeping their own salon log up to date. This log should include a thumbnail, image title, salon entries, and the salon awards received.

Please remember that:

- An image title cannot be changed once it is entered.
- An image title cannot be reused for different images.
- The title must be the same even if the image is converted to Mono.
- Only 3 salon acceptances/awards will be accepted per image

### Importance of Accurate Records

Maintaining accurate salon records is crucial when applying for PSSA Diamond Ratings and FIAP Distinctions. For further details on these awards, please refer to the following links:

<https://pssa.co.za/diamond-ratings-and-salon-honours/>

<https://pssa.co.za/fiap/>

### International Salon Results

Members should email their International Salon results to the Club Log Administrator. (Charmaine Joubert).

# Set Subjects for 2025

Month	Subject	Definition	Manipulation Allowed ?
November 2025	Scapes	Scapes photography depicts natural or man-made environments, whether wide and expansive or more contained. Subjects may include landscapes, seascapes, cityscapes, and even underwater scenes. Images should capture the essence of the space and may include or exclude people. Colour or monochrome	Yes
December 2025	Silhouettes	Placing your primary subject into silhouette can produce a dramatic and highly evocative image. The light source is generally behind the subject, which then goes black. Colour or monochrome.	Yes

“To photograph: it is to put on the same line of sight the head, the eye, and the heart.”

~Henri Cartier-Bresson





# Set Subjects: Nov 2025 - June 2026

All PECC club events have been opened on Photovault for members to view and upload their entries.

## November - Scapes

Scape photography captures the spaces within our world — sometimes vast and unending, sometimes intimate and close. These images can show nature's beauty or human influence, from landscapes and seascapes to cityscapes, deserts, forests, or underwater scenes. Colour or Monochrome | Manipulation Allowed

## December - Silhouettes

Create drama and emotion by placing your subject against a strong light source so it becomes a dark outline. Silhouettes evoke mystery and mood, often telling stories through shape alone. Colour or Monochrome | Manipulation Allowed

## January - Negative Space

Focus not only on your subject but also on the empty space around it. The 'breathing room' in your composition enhances minimalism and draws attention to what truly matters. Colour or Monochrome | Manipulation Allowed

## February - Trees and Forests

Focus not only on your subject but also on the empty space around it. The 'breathing room' in your composition enhances minimalism and draws attention to what truly matters. Colour or Monochrome | Manipulation Allowed

## March - Fast in Focus

Freeze a moment in time — a bird in flight, a splash, or a burst of movement — with perfect clarity. Timing and precision are key. Colour or Monochrome | Manipulation Allowed

## April - Multiple Exposures

Create an altered reality image using multiple exposures, either in-camera or in layers in Photoshop or similar. Colour or monochrome. Manipulation allowed.

## May - Autumn

Capture the golden hues, warm light, and nostalgic mood of the autumn season. Think texture, tone, and the beauty of transition. Colour Only | Manipulation Allowed

## June - Repetition

Find rhythm in repeating lines, colours, shapes, or textures. Patterns and repetition create harmony and visual balance. Colour or Monochrome | Manipulation Allowed

## Image of the Month & Best Senior Image Winner



This image is a composite that was merged and blended from two photographs.

The primary photo of the Fish Eagle was taken from a small barge on the Kei River on 27 February 2025.

The equipment and settings were:- Camera: Nikon D500 - Lens: Nikkor 600mm (1.4G ED) - Manual - Spot metering - Compensation 0Ev - Focal Length 600mm - aperture: f14 - Shutter speed: 1/800sec and ISO 500.

*"Fish Eagle on the Kei" by John Mills*

The second photo of the sunrise was taken from the ski boat launch on the Kei River on 27 August 2018. In this case the equipment and settings were:- Camera: Nikon D500 - Lens: Nikkor 18 - 300mm (f3.5-5.6) - Aperture Priority - Spot metering - Compensation - 0Ev - Focal Length 28mm - aperture: f10 - Shutter speed: 1/15sec and ISO 100. Post processing was done in ACR and Photoshop.

# Best Junior Image Winner



*"Geometry of Chaos and Calm" by Renée Santiago*



## SETTINGS

Camera: Samsung  
Galaxy S23

Aperture Priority: f22  
No Flash

Shutterspeed: 1/25 sec

ISO: 2500

Captured during an early morning walk through the quieter streets of Madrid, this image stopped me in my tracks. The scene — a corridor of graffiti and symmetry — felt like a conversation between chaos and calm. The bold, expressive walls stood in stark contrast to the perfect geometry of the iron gate, and within that circle, a small oasis of peace waited beyond.


I was drawn to the way light spilled softly into the frame, balancing the rawness of the street art with the stillness of the space inside. To me, it reflects the dual nature of city life — structure and spontaneity, noise and silence, grit and grace — coexisting in one fleeting moment of harmony.

Sometimes beauty reveals itself not in perfection, but in the quiet dialogue<sup>19</sup> between order and disorder.



# Set Subject Winner

## Architecture



*"Mandarin Oriental Santiago" by Frans van Heerden*

### SETTINGS

Camera: D800

Lens: Nikon 14-24 mm

Aperture: f2.8

Shutterspeed: 1/2000  
sec

ISO: 1000

Center weighted light  
measurement.

"We were doing a cruise from Brazil to Antarctica and then along the coast of Chile. Our cruise ended in Santiago, and we were accommodated in a five-star hotel, the Mandarin Oriental Hotel. Whilst doing our check-in, I looked up and immediately saw the photo opportunity. I also realized that my best angle will be in the middle of the reception area. After seeking permission to take the photograph, I lay on my back and looked up, and thought I might have a beautiful photograph. My D800 had my 14-24 mm f2.8 lens on. I then switched to my 14-24 f2.8 Nikon lens and took this photograph. \exposure: 1/2000 sec, ISO 1000, Center weighted light measurement. It was post-processed in Photoshop CC"





## Runner-Up Set Subject Image



*"Morning Run on the Thames" by Greg Fullard*

"Had a short business trip to London in August and I also needed to prepare for an upcoming trail run in Montagu. So I was forced to squeeze in some running time early every morning.

My route took me past Millenium bridge and I had to wait a few minutes for the first rays of sunshine to hit the dome on St Paul's Cathedral in the background.

Nothing too technical about the shot: Was taken with my Samsung Galaxy S25, using my feet as the zoom lens until I got the composition just right 😊"

### SETTINGS

Camera: Samsung Galaxy S25

Lens: 35 mm

Aperture:

Shutterspeed:

ISO:

# Certificate of Merit



*"Mountains and Marshes" by Julia Mukheibir*

**Congratulations to Julia Mukheibir!**

**We're delighted to feature Julia's beautiful image "Mountains and Marshes," which received a Certificate of Merit in the Scapes Colour Category at the Bloemfontein Camera Club Salon 2026.**

**A well-deserved recognition for her artistry and vision!**

Julia shares: "I was fortunate enough to capture "Mountains and Marshes" in the Stokknes Peninsula on the hauntingly beautiful coast of Iceland in July this year. We had stopped to photograph the Hvalnes lighthouse-an orange lighthouse in the rain but found the radar station next to it quite unsightly and walked along and found a much more interesting scene

with the looming, majestic mountain shrouded in clouds in the background with marsh grasses in the foreground. It was raining (of course, it rained every day we were there) with a bitterly cold wind which made for a moody, more dramatic image and very wet feet ! It's a day I will never forget! The melancholic grace of the Icelandic landscape captured my heart and soul and I hope to return one day.

Post-processing was done in Photoshop to lighten the foreground, darken the sky and bring out textures in the grasses."

# Celebrating Our Members' Growth & Achievements



Every month, we celebrate the creativity and dedication of our members through awards that showcase growth and artistry.

## Best Image of the Month



Author	Star	Title
John Mills	5	<i>Fish Eagle on the Kei</i>

## Best 4,5 & H Star

Author	Star	Title
John Mills	5	<i>Fish Eagle on the Kei</i>

## Best Junior Picture

Author	Star	Title
Renée Santiago	3	<i>Geometry of Chaos and Calm</i>

## Set Subject: Architecture

Author	Star	Title
Frans van Heerden	4	<i>Mandarin Oriental Santiago</i>

Author-Runner Up	Star	Title
Greg Fullard	2	<i>Morning Run on the Thames</i>

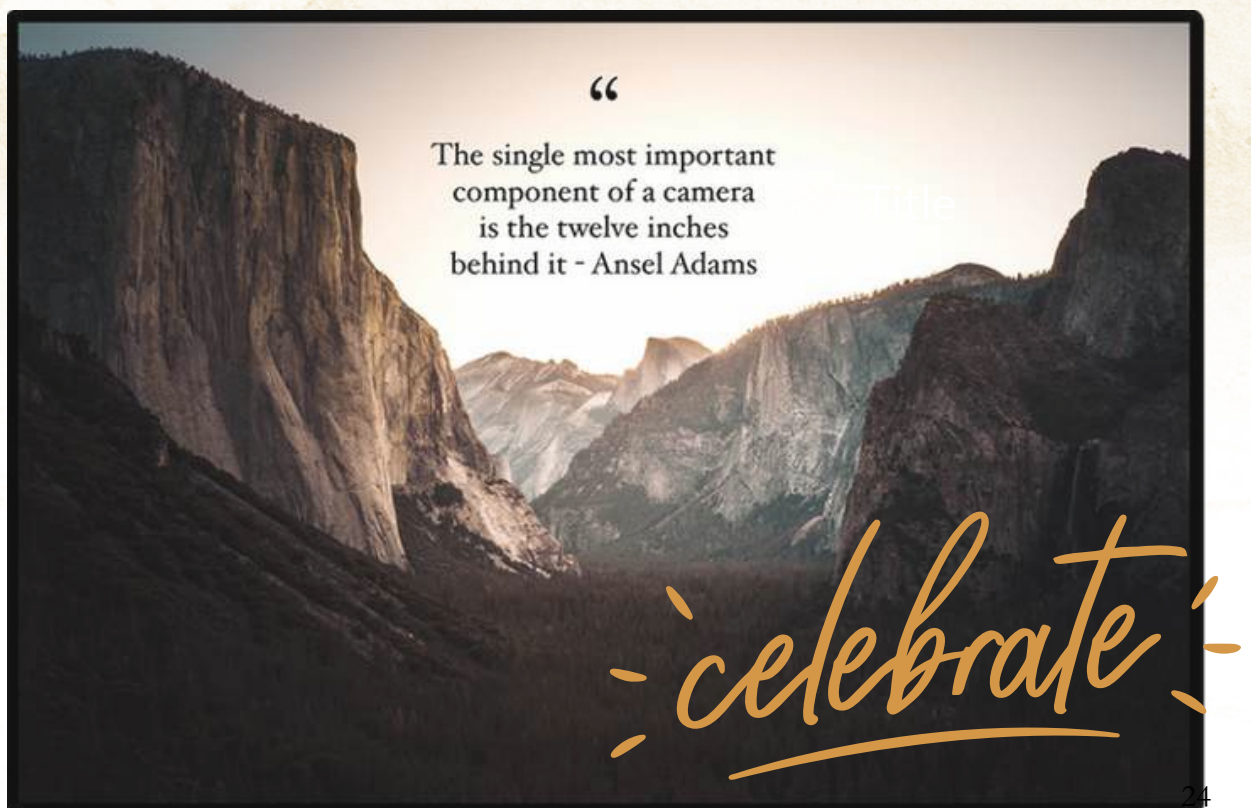




# Celebrating Our Members' Growth & Achievements

## Promotions

Name	Promotion
Nyasha Godoka	2 to 3 Star






# Set Subject Logs

	Stripes	White on White	Moods & Emotions	Architecture	
Names	July	Aug	Sept	Oct	TOTAL
Frans van Heerden	2	1	1	3	7
Louis Lotter	3	1	1	1	6
Mayra Dold	1	1	3	1	6
Marise Ferreira	1	1	2	1	5
Alan Millard		2	1	1	4
Alison Duncan	1	1	1	1	4
Anette Reimers	1	3			4
Francois van Straten	1	1	1	1	4
Lea-Anne Alexander	1	1	1	1	4
Sydney Truter	1	1	1	1	4
Wally de Vos	1	1	1	1	4
John Grosse		1	1	1	3
Mark Thomson	1	1	1		3
Alan Roberts	1	1			2
Annemarie Robertson			1	1	2
Nyasha Godoka	1			1	2
Pieter Venter	1			1	2
Greg Fullard				2	2
Etienne Stassen			1		1
Gary Koekemoer	1				1
Jay Nabbe				1	1
John Alexander		1			1
Peter Robertson	1				1
Renée Santiago				1	1
Greta van Heerden				1	1
Johan Jordaan				1	1
John Mills				1	1

# TOTAL CLUB POINTS

Name	Star Rating	Total Club Points
Jay Nabbe	2 Star	33
Colin Lyall	3 Star	32
Johan Jordaan	5 Star	31
Mayra Dold	Honours	30
Louis Lotter	5 Star	30
Alan Millard	2 Star	30
Frans van Heerden	4 Star	30
Renske Jordaan	5 Star	29
Alan Roberts	3 Star	28
Annemarie Robertson	5 Star	28
Francois van Straten	4 Star	28
Belita von Steiger	4 Star	27
John Alexander	Honours	26
Wally de Vos	5 Star	26
Nyasha Godoka	3 Star	26
Etienne Stassen	5 Star	26
Pieter Venter	4 Star	26
Alison Duncan	5 Star	25
Peter Roberson	4 Star	25

Name	Star Rating	Total Club Points
Sydney Truter	4 Star	24
Julia Mukheibir	Honours	23
Anette Reimers	Honours	23
Blayne Scholtz	4 Star	23
Lea-Anne Alexander	5 Star	21
John Grosse	Honours Gold	21
Mark Thomson	2 Star	18
Marise Ferreira	4 Star	15
Robert Heffer	5 Star	14
Rick Payne	4 Star	12
Matthijs Ravensberg	4 Star	7
Renee Santiago	3 Star	7
Gary Koekemoer	4 Star	6
John Mills	5 Star	6
Greg Fullard	2 Star	5
Rosalie Rothner	2 Star	5



# Golds

Greg Fullard	2	Morning Run on the Thames
Jay Nabbe	2	WFC
Jay Nabbe	2	ST
Nyasha Godoka	2	Under Mothers Protection
Nyasha Godoka	2	Malta Nights
Rosalie Rothner	2	Sandton Intercontinental 1
Alan Roberts	3	St. Peters Church Ruins
Colin Lyall	3	Piggy Back Ride
Renée Santiago	3	Geometry of Chaos and Calm
Blayne Scholtz	4	My Soft Side
Francois van Straten	4	Qasr al Watan Domes
Frans van Heerden	4	Daddy
Frans van Heerden	4	Mandarin Oriental Santiago
Peter Robertson	4	Happy Parade
Annemarie Robertson	5	Lion Lager Talk or the Truth
Johan Jordaan	5	Tawny Eagle on Finals
John Mills	5	Fish Eagle on the Kei
Louis Lotter	5	Together Through Every Thorn
Renske Jordaan	5	Canola and Windpump
Renske Jordaan	5	Jong Berghaan in Vlug
Wally de Vos	5	Red Moon Rising
Julia Mukheibir	H	Dawns Embrace
Julia Mukheibir	H	Waterfall in the Westfjords




**Join Our Creative Circle**

## **PECC Membership Subscriptions 2025**

**Ready to grow your photography,  
creativity, and community?**

Becoming a member of PECC opens the door to a vibrant photographic journey filled with workshops, inspiring outings, creative challenges, and lasting friendships.



### **Annual Membership Options**

(R50 Joining Fee per person )

<b>Individual Membership</b>	<b>R510</b>
<b>Family Membership</b>	<b>R560</b>
<b>Student/Retired Membership</b>	<b>R430</b>
<b>Retired Family Membership</b>	<b>R480</b>



**We'd love to welcome you!**

For questions or to sign up, reach out to  
[pecameraclub@gmail.com](mailto:pecameraclub@gmail.com)





# PECC Membership Banking Details

**Standard Bank**

**Branch Number: 05100100**

**Account Type: Savings Account**

**Account Holder: Port Elizabeth Camera Club**

**Account Number: 1011 928 1706**

---

**Email proof of payment (POP) to:**

**[pecameraclub@gmail.com](mailto:pecameraclub@gmail.com)**

---

**USE YOUR NAME and "Subs" as the BENEFICIARY REFERENCE**

Domicilium Citandi et Executandi (registered club address) of  
Port Elizabeth Camera Club

1 Dormy Place, Walmer 6070

---

**General & Membership Enquires: [pecameraclub@gmail.com](mailto:pecameraclub@gmail.com)**


**Salon Results: [pecc.salons@gmail.com](mailto:pecc.salons@gmail.com)**

*"Taking pictures is savouring life intensely, every hundredth of a second." – Marc Riboud*



# This Month's Birthday Stars

*Wishing our members a picture-perfect year ahead!*



*May your year be filled with light, laughter, and beautiful captures.*

# Port Elizabeth Camera Club

---



## Where Every Frame Tells a Story

As the year begins to turn, may we keep seeking light — in our art, in each other, and in the ordinary miracles of every day.

Until next month — keep seeing with heart.

---

Port Elizabeth Camera Club • LUMEN Magazine —  
November 2025

